
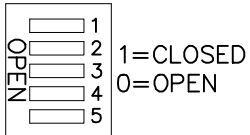


THIS DOCUMENT CONTAINS DATA PROPRIETARY TO PROJECTS UNLIMITED, INC. ANY USE OR REPRODUCTION, IN ANY FORM, WITHOUT PRIOR WRITTEN PERMISSION OF PROJECTS UNLIMITED, INC. IS PROHIBITED.
 ©2005, Projects Unlimited Inc.

SPECIFICATIONS

PARAMETERS	VALUES	UNITS
RATED VOLTAGE	220	Vac
OPERATING VOLTAGE RANGE	110 ~ 220	Vac 50/60 Hz
tone OUTPUT	SEE 32 TONE CHART	—
RATED CURRENT	SEE 32 TONE CHART	mA
INGRESS PROTECTION	IP54 	—
COLOR	RED	—
OPERATING TEMPERATURE	-25 ~ +70	°C
HOUSING MATERIAL	ABS	—
TERMINAL MATERIAL	SCREW	—
WEIGHT	282	grams

DETAIL "A"



DETAIL "B"

VOLUME CONTROL



OPTIONAL BASES

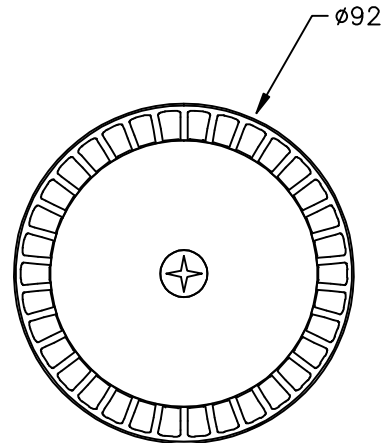
DEEP BASE: AWA-DBR

U BASE: AWA-UBR

120Vac BASE: AWA-DBR-120


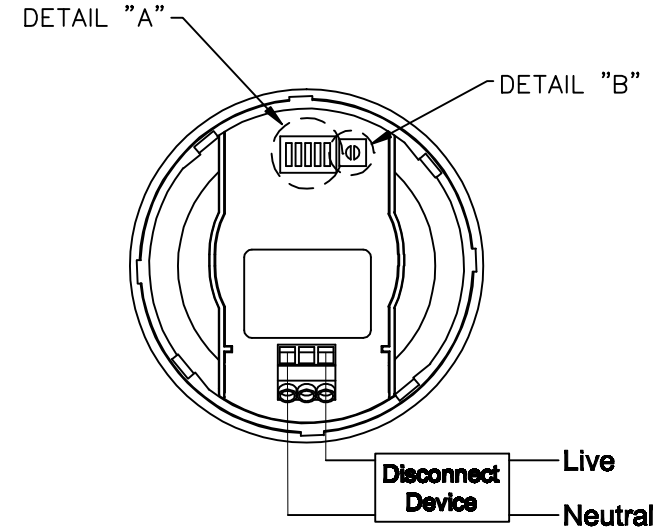
NOTES:

1. ALL DIMENSIONS ARE IN MILLIMETERS.
2. SPECIFICATION SUBJECT TO CHANGE OR WITHDRAWAL WITHOUT NOTICE.
3. THIS PART IS RoHS 2002/95/EC COMPLIANT.
4. IP65 WITH USE OF AWA-DBR, AWA-DBR-120, OR AWA-UBR BASE.



REVISIONS

LTR	DESCRIPTION	DATE	APPROVED
—	RELEASED FROM ENGINEERING	12/8/05	
A	ADDED BASE & RoHS NOTES	5/18/07	R.W.



FILE NAME
AW-15SBR-120.DWG

UNLESS OTHERWISE SPECIFIED:
DIMENSIONS ARE IN MILLIMETERS, TOLERANCES ARE ± 0.5 AND ANGLES ARE $\pm 3^\circ$.



projects®
unlimited

Dayton, Ohio

SIREN

APPROVALS	DATE
DRAWN J.A.F.	12/05
CHECKED E.P.	12/05
APPROVED B.R.	12/05

SIZE
A

DRAWING NO.
AW-15SBR-120

DO NOT SCALE DRAWING

SCALE: N.T.S.

SHEET 1 OF 1

Primary tone	Secondary tone	Switch setting	Tone description				Main Application	AW-15 VAC		
			12345	Pattern	Frequency Hz	Rate		Depiction	230 Vac	*230 Vac on axis @1M
									mA	dB(A)
1	14	11111	Alternating	800 & 970	2Hz (250ms-250ms)		BS Fire tone	<30	100	
2	14	11110	Sweep	800 to 970	7Hz (7/s)		BS Fire tone	<30	101	
3	36	11101	Sweep	800 to 970	1Hz (1/s)		BS Fire tone	<30	102	
4	14	11100	Continuous	2850	Steady			<30	106	
5	4	11011	Sweep	2400 to 2850	7Hz			<30	108	
6	4	11010	Sweep	2400 to 2850	1Hz			<30	110	
7	14	11001	Slow whoop	300 to 1200	3s sweep, 0.5 s silence, then repeat		Dutch Fire tone	<30	101	
8	14	11000	Sweep (DIN)	1200 to 500	1Hz		Din tone	<30	100	
9	4	10111	Alternating	2400 & 2850	2Hz (250ms-250ms)			<30	106	
10	14	10110	Intermittent	970	0.5Hz (1s On/1s Off)			<30	100	
11	14	10101	Alternating	800 & 970	1Hz (500ms-500ms)		BS Fire tone	<30	100	
12	4	10100	Intermittent	2850	0.5Hz (1s On/1s Off)			<30	106	
13	14	10011	Intermittent	970	0.8Hz (250ms On/1s Off)			<30	99	
14	14	10010	Continuous	970	Steady		BS Fire tone	<30	100	
15	14	10001	Alternating	554 & 440	100ms-400ms		French fire tone	<30	95	
16	16	10000	Intermittent	660	3.3Hz (150ms On/150msOff)		Swedish fire tone	<30	91	
17	17	01111	Intermittent	660	0.28Hz(1.8s On/1.8s Off)		Swedish fire tone	<30	91	
18	18	01110	Intermittent	660	0.05Hz (13s Off / 6.5Hz On)		Swedish fire tone	<30	91	
19	19	01101	Continuous	660	Steady		Swedish fire tone	<30	91	
20	20	01100	Alternating	554 & 440	0.5Hz (1s On/1s Off)		Swedish fire tone	<30	97	
21	21	01011	Intermittent	660	1Hz (500ms-500ms)		Swedish fire tone	<30	91	
22	14	01010	Intermittent	2850	4Hz (150ms On/100ms Off)		Pelican crossing	<30	107	
23	14	01001	Sweep	800 to 970	50Hz		BS Fire tone	<30	100	
24	4	01000	Sweep	2400 to 2850	50Hz			<30	108	
25	25	00111	Intermittent	970	3 x 500ms pulses followed by 1.5s silence then repeat		ISO 8201	<30	100	
26	26	00110	Intermittent	2850	3 x 500ms pulses followed by 1.5s silence then repeat		ISO 8201	<30	106	
27	27	00101	Continuous	4000	Steady			<30	83	
28	10	00100	Alternating	800 & 970	2Hz (250ms-250ms)		BS Fire tone	<30	99	
29	33	00011	Alternating	990 & 650	2Hz (250ms-250ms) (Symphoni tones)		BS Fire tone	<30	99	
30	36	00010	Alternating	510 & 610	2Hz (250ms-250ms) (Squashni Micro tones)		BS Fire tone	<30	95	
31	31	00001	Sweep	300 to 1200	1Hz			<30	98	
32	32	00000	Continuous	4000	Steady			<30	83	

Note (a): Tones approved under the Construction Products Directive for Fire Alarm Applications, are shown in the column marked EN54-3.

Note (b): EN54-3 measurements shown reflect minimum expected SPL readings at Maximum Volume at the Loudest Point around the EN54-3 defined sounder axis.

Note (c): All other tone measurements reflect manufacturers data based on 'on axis' measurements, and are not verified by a Notified body.

Note (d): All measurements taken at 20oC operating temperature.